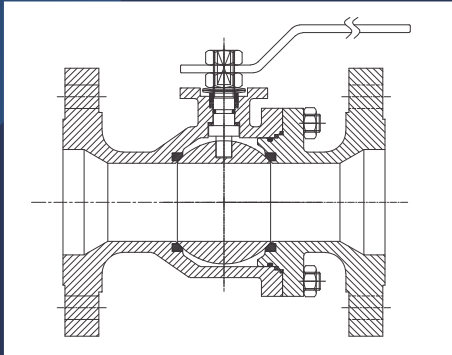


FLUID CONTROLS PRIVATE LIMITED



FLOATING BALL VALVES

COMPANY OVERVIEW

Fluid Controls was established in 1974 by the late Dr. Y.E. Moochhala, a Ph.D in Mechanical Engineering from Northwestern University, USA. Headquartered in Mumbai with a state-of-the-art factory located in Pune, India. Fluid Controls has more than 40 years of expertise in the design, engineering and manufacturing of valves and manifolds. Our clients in India and abroad include large industrial houses, process, power generation and oil/gas industries.

CERTIFICATIONS

ISO 9001:2008
PED Certification
MSS-SP-99
ASTM F-1387-99 (2012)
Fire Safe Ball Valves (API 607/ISO 10497)
Fugitive Emission Testing (ISO 15848)



FLUID CONTROLS FLOATING BALL VALVES


Fluid Controls Floating Ball Valves are used when it is necessary to guarantee a perfect seal for gas, liquid, semi-solid and viscous substances, acids and corrosives.

Fluid Controls Floating Ball Valves offer lower handling torque at the same operating pressure. They also provide quick opening and closing operations -- only a quarter of a turn is necessary.

The Fluid Controls Floating Ball Valves have an option of a Fire Safe design with a metal to metal seal, in case the seal seats are destroyed by the fire.

SALIENT FEATURES

- Leak tight stem sealing with Chevron seat
- Cavity Pressure Relief mechanism to release the body cavity pressure
- Blow out proof and Self-compensating stem
- Fire-safe design with secondary metal to metal seat
- Antistatic feature for preventing static electric discharge
- Locking Device prevent accidental operation of valve

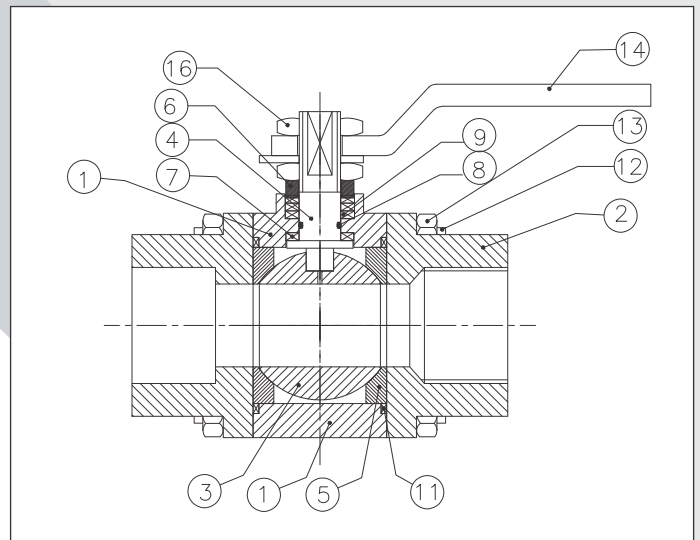
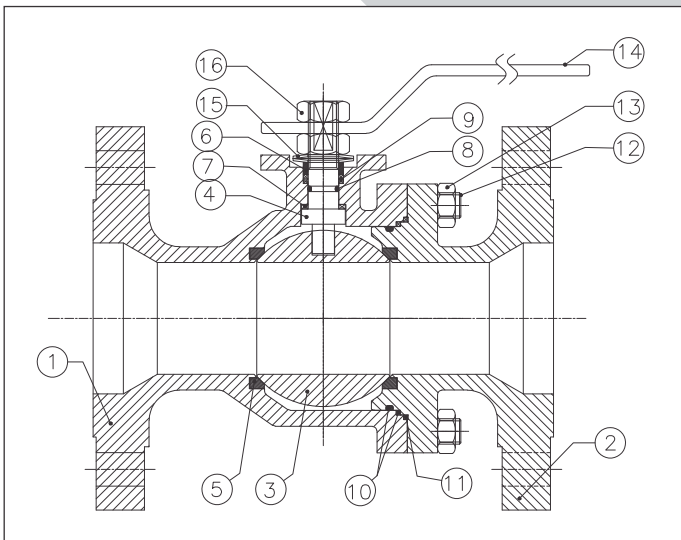


DESIGN STANDARDS

General Design Standards	: BS EN ISO 17292 / API 6D
Face to Face Dimensions	: ASME B16.10 / API 6D
Pressure & Temperature Rating	: ASME B16.34
Pressure Testing	: API 598 / BS EN 12266 / API 6D
Fire Testing	: API 607 / API 6FA
Ends Connections	: ASME B16.5 (Flanged End), ASME B16.11 (Socket & Screwed End), ASME B16.25 (Butt-weld End)

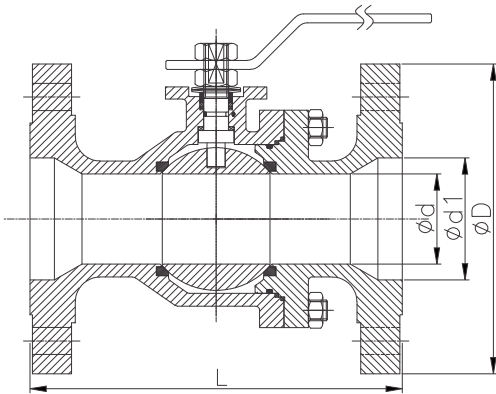
Flanged End Floating Ball Valve

Socket weld End /Screwed End Floating Ball Valve



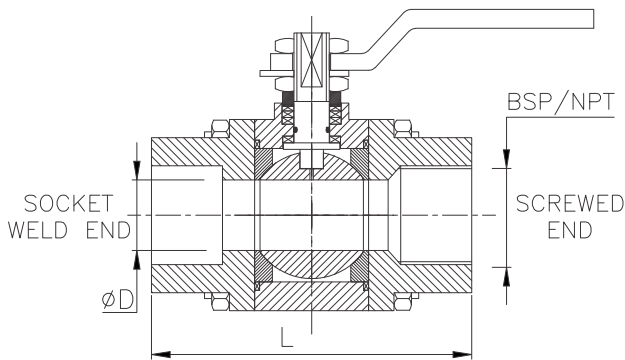
S. NO	PART NAME	MATERIAL
1	Body	ASTM A105 / ASTM A182 F316 / ASTM A216 Gr. WCB / ASTM A351 Gr. CF8M
2	Body Adapter	ASTM A105 / ASTM A182 F316 / ASTM A216 Gr. WCB / ASTM A351 Gr. CF8M
3	Ball	ASTM A276 TYPE 316L / ASTM A 276 TYPE 316 /ASTM A 182 F316
4	Stem	ASTM A276 Gr. SS316 / ASTM A276 Gr. SS316L / ASTM A182 F316
5	Seat (Gland)	PTFE / RPTFE / PEEK / Devlon
6	Spacer (Gland)	ASTM A276 TYPE 316L / ASTM A 276 TYPE 316
7	Stem Thrust Washer	GFT
8	Dynamic Primary Seal	VITON B / RPTFE
9	Dynamic Secondary Seal	GRAPHITE / Chevron
10	Static Primary Seal	VITON B / RPTFE
11	Static Secondary Seal	GRAPHITE
12	Stud	ASTM A 193 Gr. B7M / ASTM A 193 Gr. B8M
13	Nut	ASTM A 194 Gr. 2HM / ASTM A 194 Gr. 8M
14	Lever	Steel
15	Belleville Washer	SS 304
16	Stem Nut	Steel Plated

Flanged End Floating Ball Valve



SR. NO.	SIZE		ØD		ØD1	ØD		L	
	NPS	DN	RB (REDUCED BORE)	FB (FULL BORE)	RB	#150	#300	#150	#300
1	1/2	15	9	13	13	90	95	108	140
2	3/4	20	13	19	19	100	115	117	152
3	1	25	19	25	25	110	125	127	165
4	1 1/4	32	25	32	32	115	135	140	178
5	1 1/2	40	32	38	38	125	155	165	190
6	2	50	38	49	49	150	165	178	216
7	2 1/2	65	49	62	62	180	190	191	241
8	3	80	62	74	74	190	210	203	283
9	4	100	74	100	100	230	255	229	305
10	6	150	100	150	150	280	320	267/394	457
11	8	200	150	201	201	345	380	292/457	419/502
12	10	250	201	-	252	405	445	330/533	457/568

Socket weld End / Screwed End Floating Ball Valve



SR. NO	CLASS 800					
	SIZE		L		ØD	
	NPS	DN	RB	FB	RB	FB
1	1/2	15	68	68	13	13
2	3/4	20	68	68	13	19
3	1	25	82	98	19	25
4	1.1/4	32	68	109	25	32
5	1.1/2	40	109	122	32	38
6	2	50	122	-	38	50

Note:

- 1] Full Bore mentioned above is the minimum.
- 2] Standard offering - Lever Operated. Gear Operated can be provided on request.
- 3] Automation in Pneumatic / Hydraulic / Electric available on request.

